


LESSON5

WRITE AN EMAIL TO MAKE PLANS



CARLOS MORENO

@CarlosM


The beach was great! Now, I need to make some plans for next weekend! 😊

1 BEFORE YOU WRITE


A Read the email. What are Edgar and his friends doing next weekend?

Re: Weekend Plans

From:  Edgar Price

To:  Carlos  Ryan

Hey Carlos and Ryan!

Let's go camping at Red River Park next weekend! It's amazing there this time of year. On Saturday, we can go swimming, jet skiing, or fishing. I'm sure we'll catch some  fish. We can cook them for dinner. Do you like cooking over a fire? On Sunday, how about kayaking? I love kayaking. Does that sound good? Or, we can go hiking! I can give you guys a ride, or we can meet at the lake. I'm leaving on Friday afternoon—around 3:00. Can't wait. It'll be a lot of fun.

Edgar

B Read the email again. Take notes about the friends' plans. What activities does Edgar suggest?

Friday	Saturday	Sunday
<hr/> <hr/>	<hr/> <hr/> <hr/>	<hr/> <hr/>

C PAIRS Find words and expressions in Edgar's email that have similar meanings.

1. We should go. Let's go.
2. It's great. _____
3. I definitely think _____
4. What do you think of _____
5. Do you agree? _____
6. It'll be a great time. _____

2 FOCUS ON WRITING

- A** Read the Writing Skill.
- B** Read the email in 1A again. Circle *or*. Underline the choices that Edgar gives his friends.

WRITING SKILL Use *or* to describe choices

Use *or* to show a choice between two or more different things, ideas, or activities.

- Would you like to go to a movie, a play, or a concert?
- We can leave now **or** wait for an hour.

3 PLAN YOUR WRITING

- A** Think about plans for a weekend. Write possible activities below.

Friday	Saturday	Sunday
_____	_____	_____
_____	_____	_____
_____	_____	_____

- B PAIRS** Tell your partner about your ideas for the weekend. Include choices of places or activities.

Let's go hiking. We can go to the mountains or ...

4 WRITE

Write an email to a friend. Suggest a plan for the weekend. Include choices of place or activities. Remember to use *or*. Use the email in 1A as a model.

5 REVISE YOUR WRITING

- A PAIRS** Exchange emails and read your partner's email.
1. Did your partner describe his or her plans?
 2. Did your partner give choices of places or activities?
 2. Did your partner use *or* between the choices?
- B PAIRS** Can your partner improve his or her email? Make suggestions.

6 PROOFREAD

Read your email again. Can you improve your writing?

Check your

- spelling
- punctuation
- capitalization